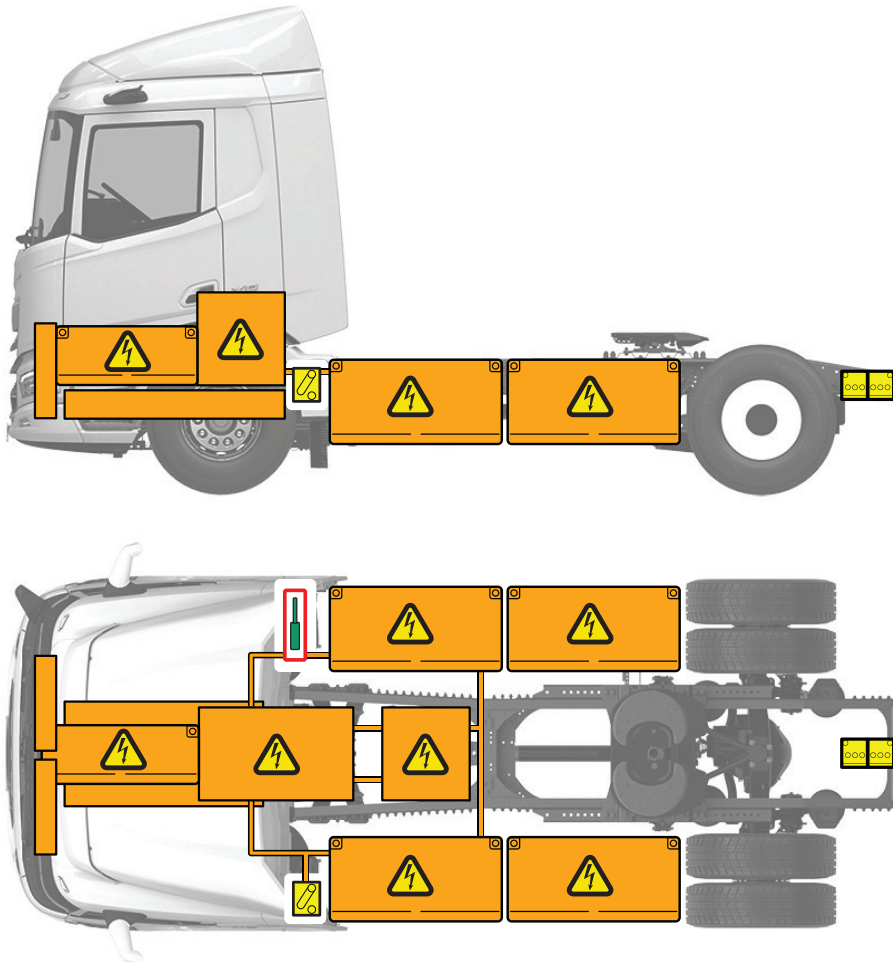


SAFETY CARD XD/XF ELECTRIC

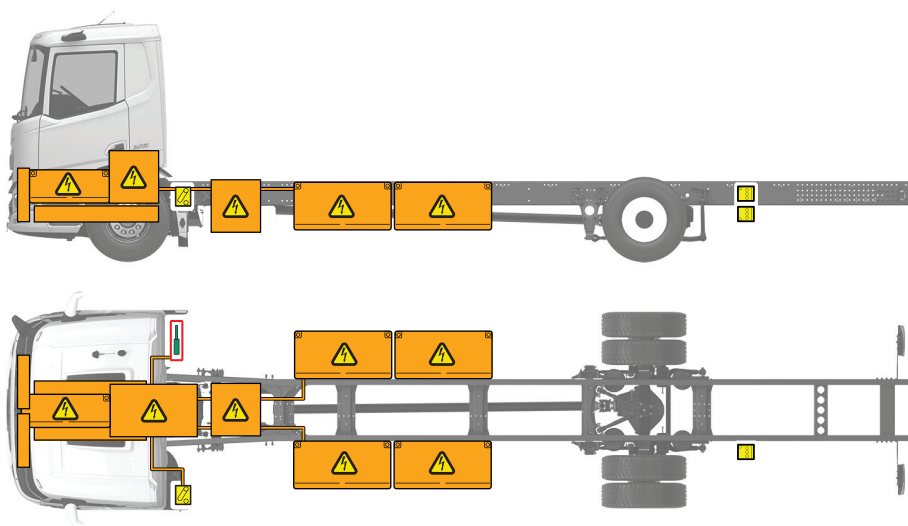
Always prioritise safety when operating or approaching the Electric Vehicle to prevent accidents and injuries.

Overview



i452020-3

Figure 1: Chassis tractor (FT)



i452021-3

Figure 2: Chassis rigid (FA)

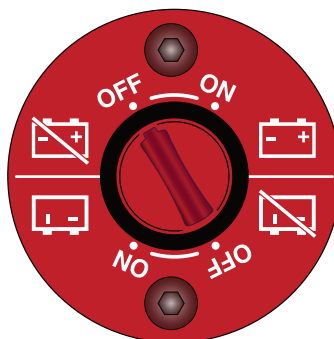
- Portrayed is a Left Hand Drive vehicle (LHD) standard execution. The number of High-Voltage batteries depends on the vehicle configuration (minimum two and maximum five). The High-Voltage battery is always located under the cabin, and up to four can be mounted on the chassis.
- The main switch for the 24 V batteries is located on the driver side.
- The location of the 24 V batteries is determined by the customer's preferences.
- The cabin tilt pump is located on the co-drivers side.

	High-Voltage cables (500-700 VDC or 400 VAC)		High-Voltage warning
	High-Voltage component		Cabin tilt pump
	High-Voltage batteries Battery type: Lithium batteries with LFP/ LiFePO4 technology.		24 V batteries
	Main switch (see figure 3) for the 24 V batteries		

Emergency procedure for switching off the Low-Voltage (24 V) systems



CAUTION: Before starting this procedure, turn **OFF** the ePTO and disconnect the charging plug. This prevents accidental activation and ensures safety. Not following these instructions can result in electrical hazards, vehicle damage, or personal injury.



i460976

Figure 3: Main switch

1. Park the vehicle in a safe place and apply the park brake.
2. Place wheel chocks in front of and behind a wheel.
3. Turn the drive mode switch to 'N' (neutral).
4. Remove the ignition key.
5. Exit the cabin.
6. Switch the main switch OFF.
7. Place the necessary and/or mandatory warnings and wait at a safe distance from the vehicle.

General notes, cautions and warnings



WARNING!

The High-Voltage batteries are always be energised even after switching off the ignition or main switch.



WARNING!

The Electric Vehicle is equipped with High-Voltage components and wiring. Not following these instructions can result in serious personal injury or death.

- Avoid the High-Voltage components, identifiable by a yellow warning sticker.
- Avoid the High-Voltage cables, identifiable by their orange colour.



WARNING!

Never operate the main switch while driving. Activating the main switch while driving will turn off all electrical systems, including the steering pump, air compressor, and electric powertrain. This can lead to dangerous situations and damage to the vehicle's electronics and High-Voltage system.



CAUTION:

Damage to the High-Voltage battery pack may result in vehicle breakdown and/or power reduction. If an incident occurs, it is important to check the battery pack for damage. If necessary, contact the DAF Service dealer.



NOTE:

For towing the vehicle, see the corresponding chapter in the driver's manual or the Emergency Response Guide.



NOTE:

Read the warning instructions described in the driver's manual, see chapter 'Warnings and safety regulations'.